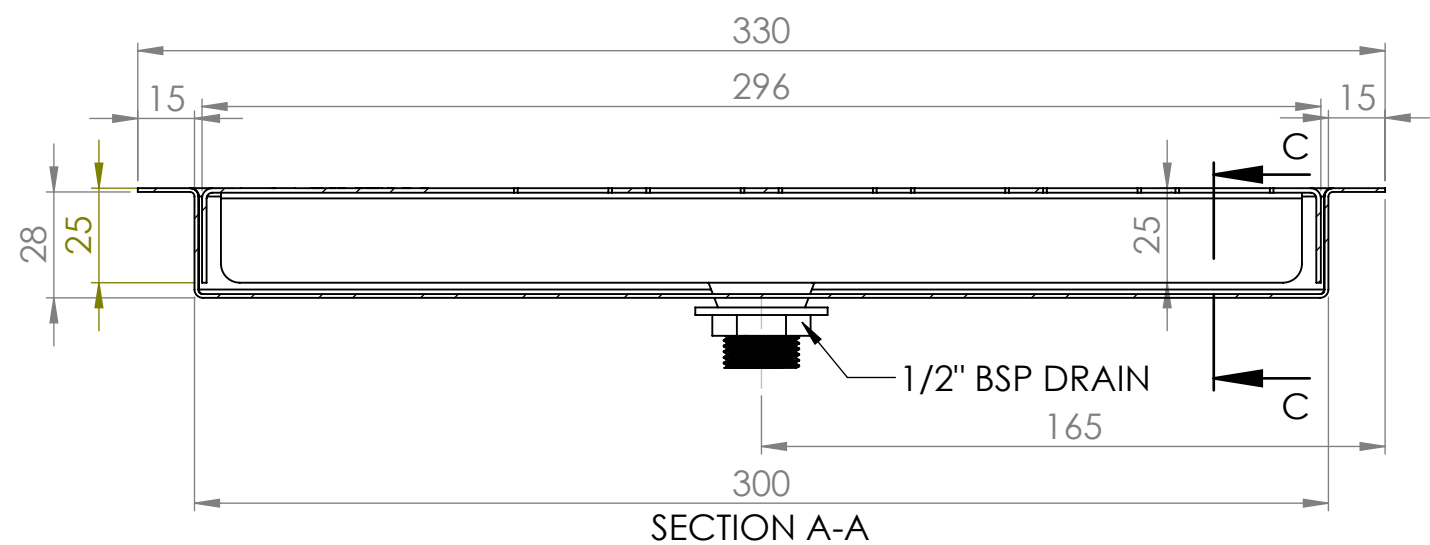

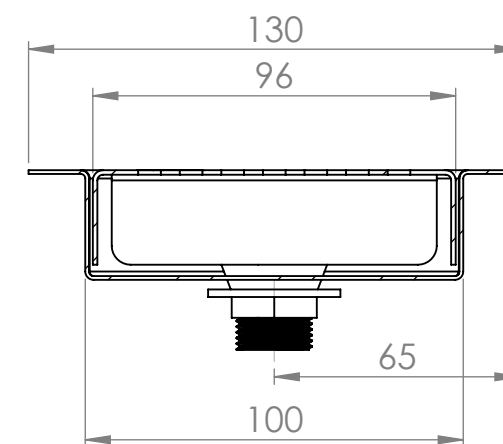


DETAIL A



SECTION A-A

**SBM-DT-0300**



SECTION C-C



Modular Bar Solutions

COPYRIGHT © 2023

This drawing is the property of CI GROUP PTY LTD. Tradings as SIMPLY BARS and It may not be copied, reproduced or modified in whole or in part without prior written permission of CI GROUP PTY LTD. SIMPLY BARS reserves the right to change specification and design without notice.

**SBM-DT-0300**  
**DROP-IN DRIP TRAY**

SIZE: A3

SCALE: 1:2

**CONSTRUCTION NOTES :**

1. TOPS MADE FROM 1.2mm STAINLESS STEEL.
2. CUT OUT REQUIRED 305mm X 105mm.

