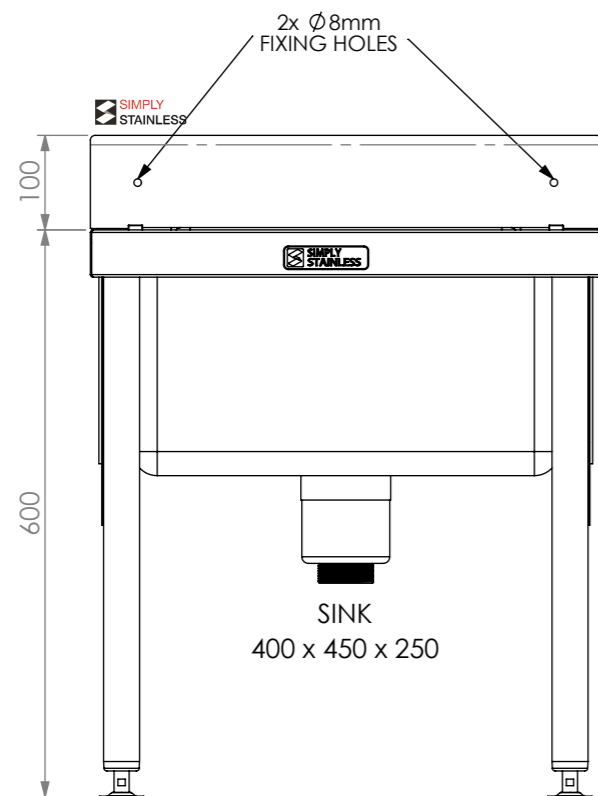


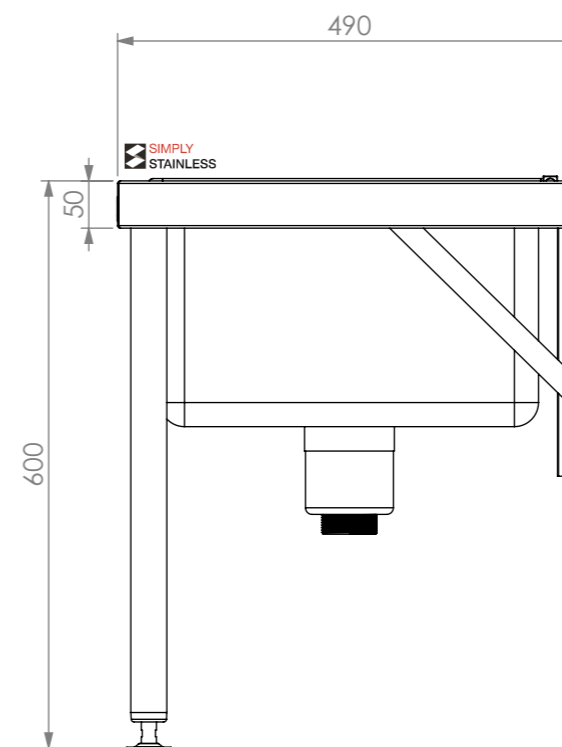
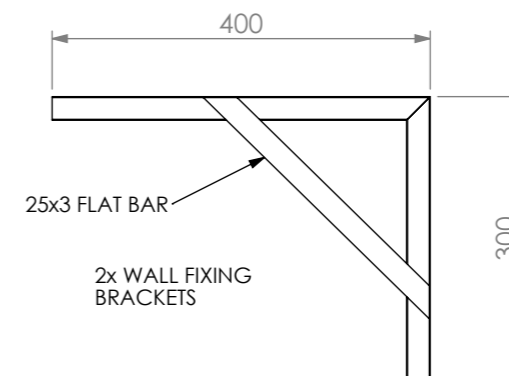
PLAN



FRONT ELEVATION



34-CL



SIDE ELEVATION



SIMPLY STAINLESS
Modular Sinks, Tables & Shelving

COPYRIGHT © 2023
This drawing is the property of CI GROUP PTY LTD. Tradings as SIMPLY STAINLESS and It may not be copied, reproduced or modified in whole or in part without prior written permission of CI GROUP PTY LTD. SIMPLY STAINLESS reserves the right to change specification and design without notice.

**34-CL
CLEANERS SINK**

SIZE: A3

SCALE: 1:8

CONSTRUCTION NOTES :

1. TOP & SINK BOWL MADE FROM 1.2mm STAINLESS STEEL.
2. HINGED GRID MADE FROM Ø10mm STAINLESS STEEL.
3. FRAME MADE FROM Ø38mm STAINLESS STEEL TUBE.
4. FEET ARE ADJUSTABLE STAINLESS STEEL DISC SHAPED FEET.
5. WALL BRACKETS MADE FROM 25mm SQUARE SECTION.
6. WATERCORP & WATERMARK APPROVED SINK WASTE INCLUDED.

