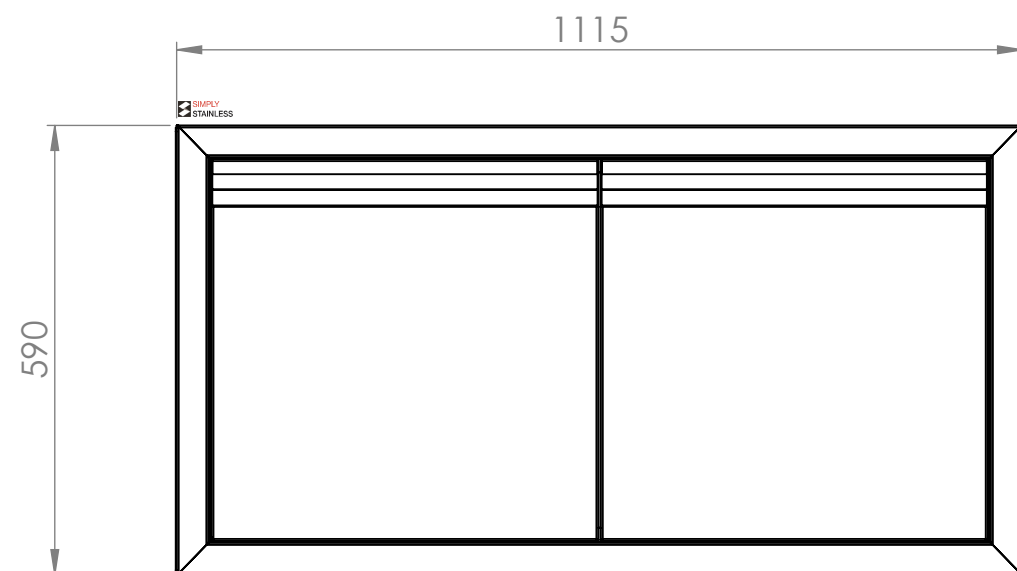
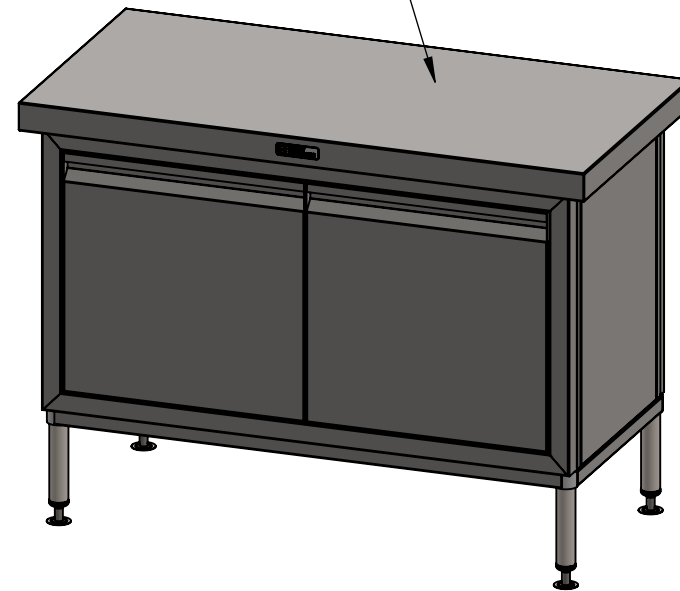
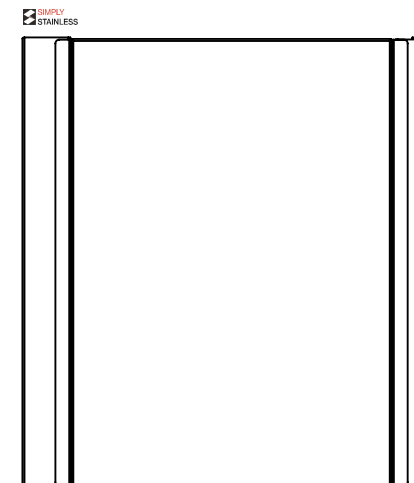


PLAN

01-6-1200  
(not included, illustration only)



FRONT ELEVATION



SIDE ELEVATION



COPYRIGHT © 2023

This drawing is the property of CI GROUP PTY LTD. Tradings as SIMPLY STAINLESS and It may not be copied, reproduced or modified in whole or in part without prior written permission of CI GROUP PTY LTD. SIMPLY STAINLESS reserves the right to change specification and design without notice.

### 32-DPK-6-1200 DOOR PANEL KIT

SIZE: A3

SCALE : NTS

#### CONSTRUCTION NOTES :

1. MADE FROM 1.2mm STAINLESS STEEL.
2. TO SUIT 01,02,03,05 & 06 (1200L) 600 SERIES BENCHES

**32-DPK-6-1200**

