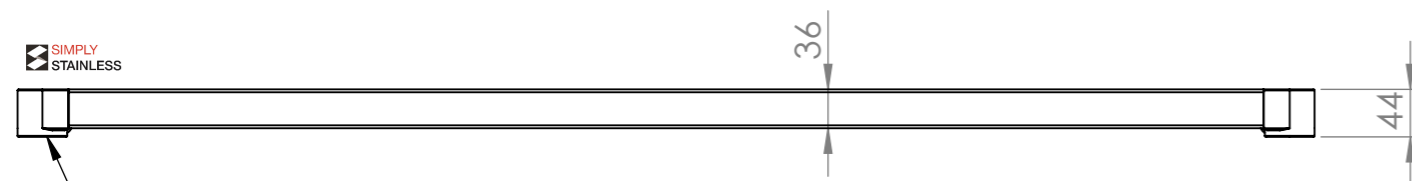
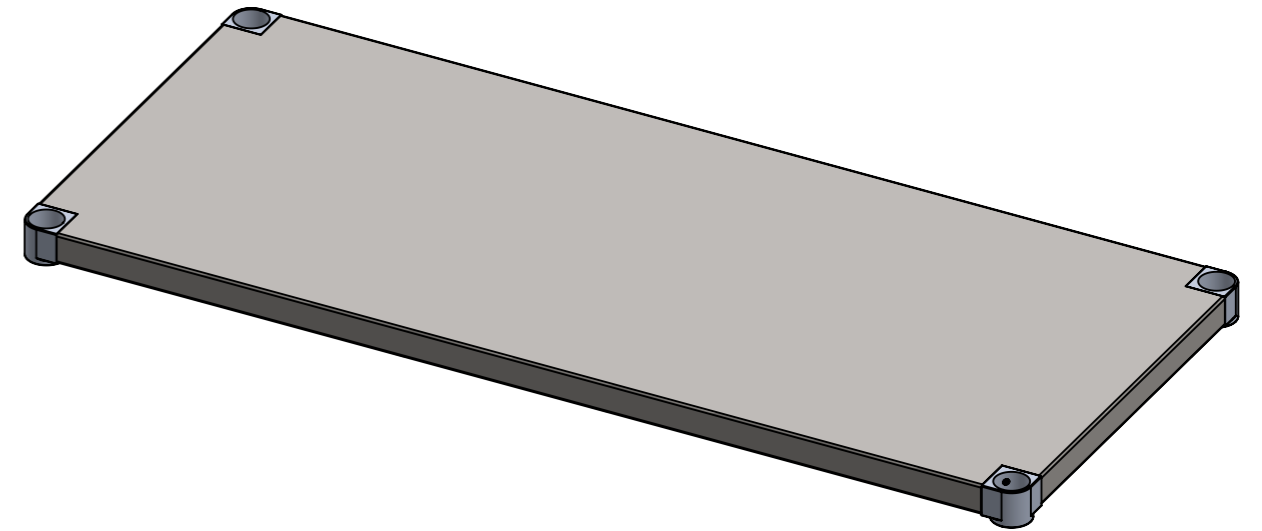
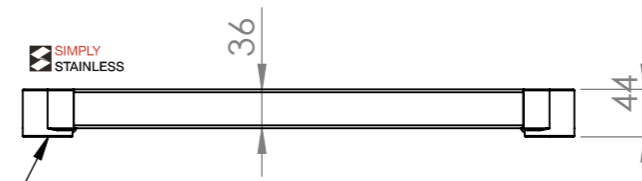


PLAN



CAST ALUMINUM SOCKETS  
IN ALL CORNERS TO SUIT  
SOTRAGE SHELF

FRONT ELEVATION



CAST ALUMINUM SOCKETS  
IN ALL CORNERS TO SUIT  
SOTRAGE SHELF

SIDE ELEVATION

**25-S-17-1200**

**SIMPLY STAINLESS**  
Modular Sinks, Tables & Shelving  
COPYRIGHT © 2023

This drawing is the property of CI GROUP PTY LTD. Tradings as SIMPLY STAINLESS and it may not be copied, reproduced or modified in whole or in part without prior written permission of CI GROUP PTY LTD. SIMPLY STAINLESS reserves the right to change specification and design without notice.

**25-S-17-1200**  
**SINGLE STORAGE SHELF**

SIZE: A3

SCALE : 1:7

CONSTRUCTION NOTES :

1. CORNER BRACKET MADE FROM CAST ALUMINUM.
2. SHELF MADE FROM 1.2mm STAINLESS STEEL 2B FINNISH.

