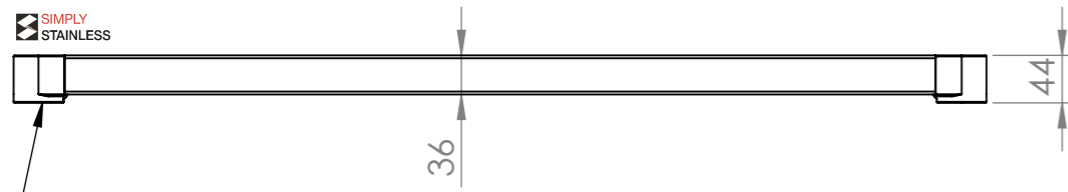
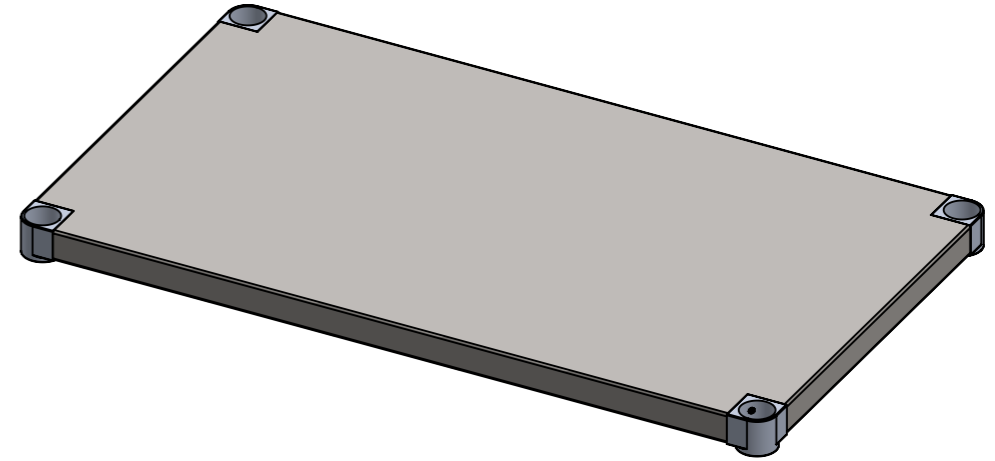
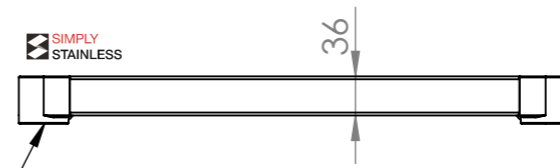


PLAN



FRONT ELEVATION



SIDE ELEVATION

CAST ALUMINUM SOCKETS
IN ALL CORNERS TO SUIT
SOTRAGE SHELF

CAST ALUMINUM SOCKETS
IN ALL CORNERS TO SUIT
SOTRAGE SHELF

25-S-17-0900



Modular Sinks, Tables & Shelving

COPYRIGHT © 2023

This drawing is the property of CI GROUP PTY LTD. Tradings as SIMPLY STAINLESS and it may not be copied, reproduced or modified in whole or in part without prior written permission of CI GROUP PTY LTD. SIMPLY STAINLESS reserves the right to change specification and design without notice.

25-S-17-0900
SINGLE STORAGE SHELF

SIZE: A3

SCALE : 1:7

CONSTRUCTION NOTES :

1. CORNER BRACKET MADE FROM CAST ALUMINUM.
2. SHELF MADE FROM 1.2mm STAINLESS STEEL 2B FINNISH.

