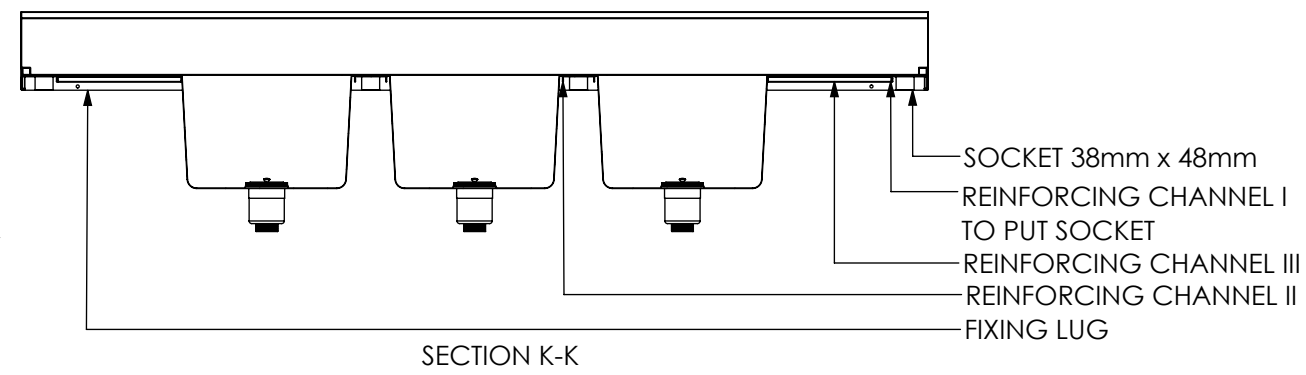
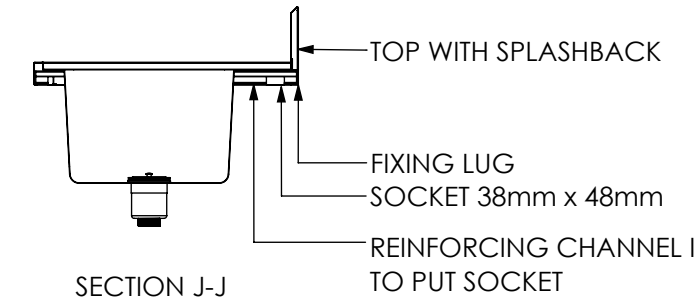


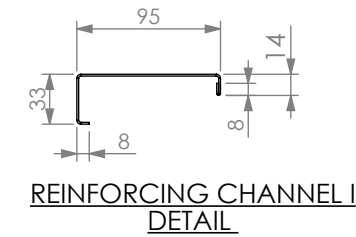
PLAN



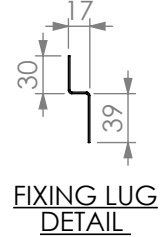
SECTION K-K



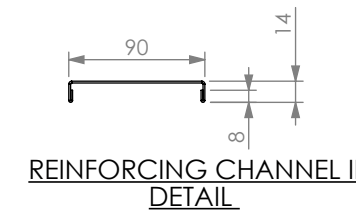
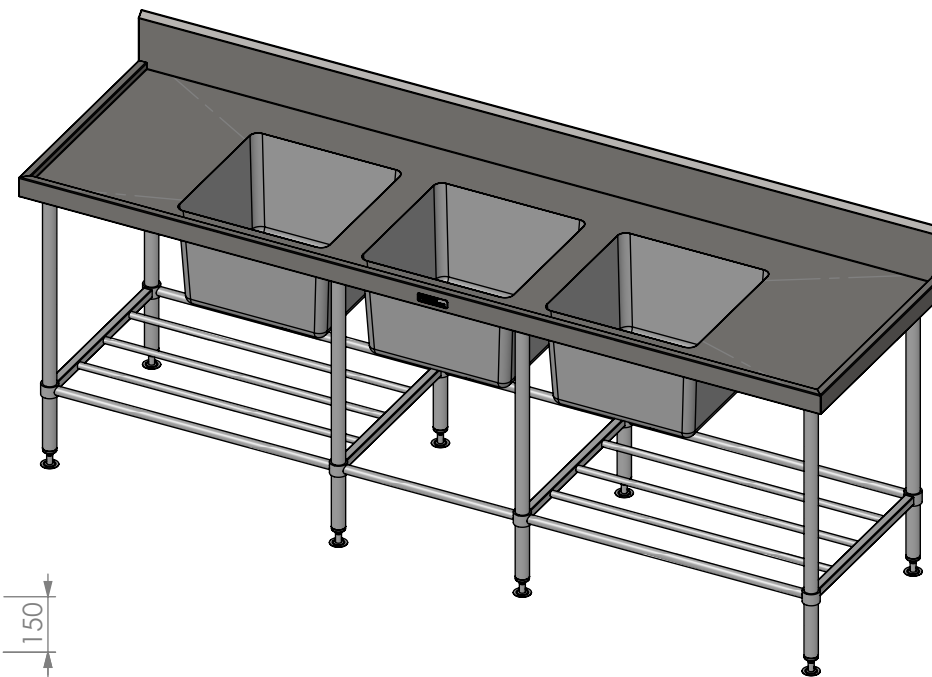
SECTION J-J



REINFORCING CHANNEL I  
DETAIL



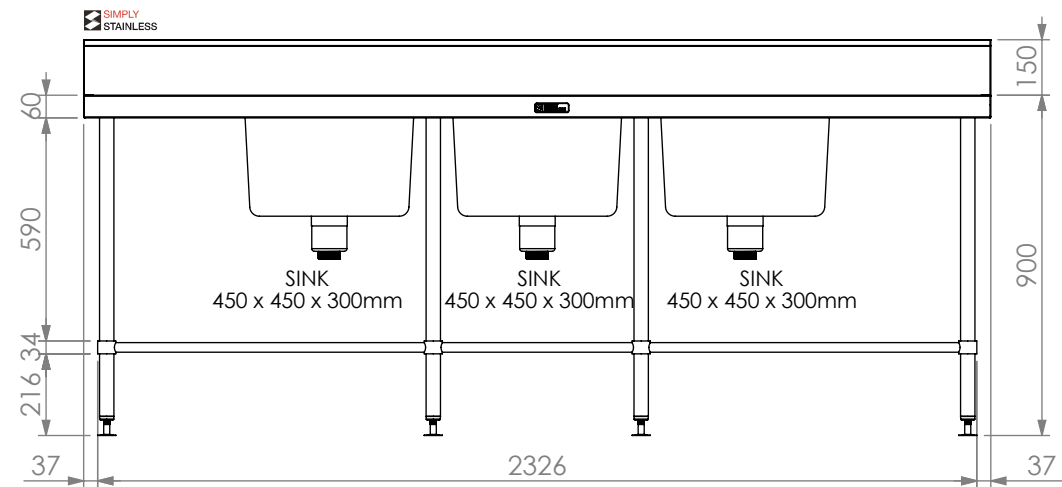
FIXING LUG  
DETAIL



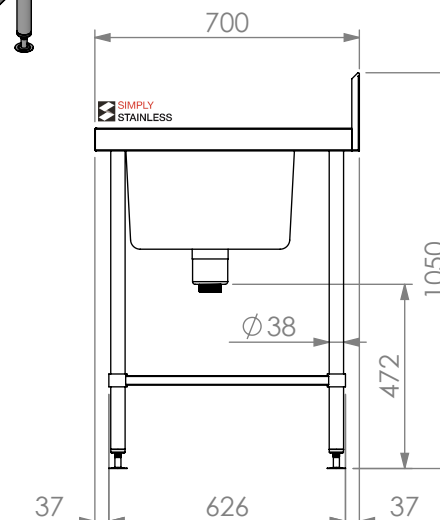
REINFORCING CHANNEL II  
DETAIL



REINFORCING CHANNEL III  
DETAIL



FRONT ELEVATION



SIDE ELEVATION

**24-7-2400-TB**

**SIMPLY  
STAINLESS**

Modular Sinks, Tables & Shelving

COPYRIGHT © 2023

This drawing is the property of CI GROUP PTY LTD. Tradings as SIMPLY STAINLESS and It may not be copied, reproduced or modified in whole or in part without prior written permission of CI GROUP PTY LTD. SIMPLY STAINLESS reserves the right to change specification and design without notice.

**24-7-2400-TB  
TRIPLE BOWL SINK WITH UPSTAND**

SIZE: A3

SCALE : 1:20

**CONSTRUCTION NOTES :**

1. TOPS MADE FROM 304 GRADE 1.2mm STAINLESS STEEL.
2. REINFORCING CHANNELS MADE FROM 1.2mm STAINLESS STEEL.
3. SINKS MADE FROM 1.2mm STAINLESS STEEL.
4. FRAME MADE FROM Ø38MM STAINLESS STEEL TUBE.
5. POTRAIL MADE FROM STAINLESS STEEL ROUND TUBE & SQUARE TUBE.
6. FEET ARE ADJUSTABLE STAINLESS STEEL DISC SHAPED FEET.
7. WATERCORP & WATERMARK APPROVED SINK WASTE INCLUDED.

