

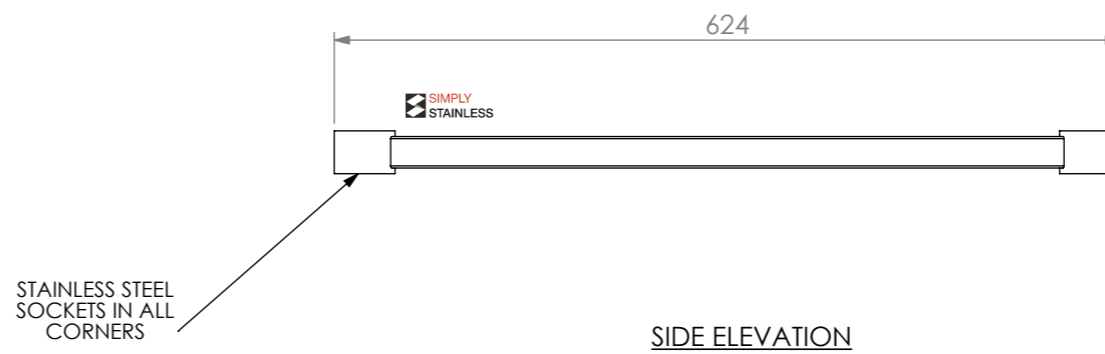


PLAN



FRONT ELEVATION



SIDE ELEVATION

22-LB-7-0900

SIMPLY STAINLESS
 Modular Sinks, Tables & Shelving
 COPYRIGHT © 2023
 This drawing is the property of CI GROUP PTY LTD. Tradings as SIMPLY STAINLESS and it may not be copied, reproduced or modified in whole or in part without prior written permission of CI GROUP PTY LTD. SIMPLY STAINLESS reserves the right to change specification and design without notice.

22-LB-7-0900
LEG BRACE

SIZE: A3

SCALE : 1:5

CONSTRUCTION NOTES :

1. FRAME MADE FROM 25mm STAINLESS STEEL ROUND TUBE & SQUARE TUBE
2. CORNERS MADE FROM STAINLESS STEEL SOCKETS TO SUIT 38mm LEG.

