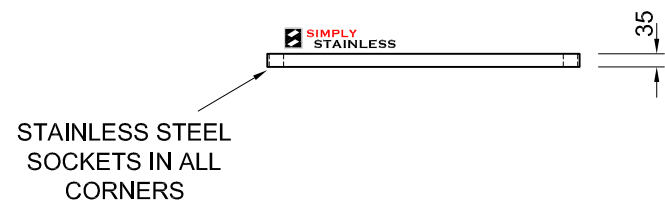
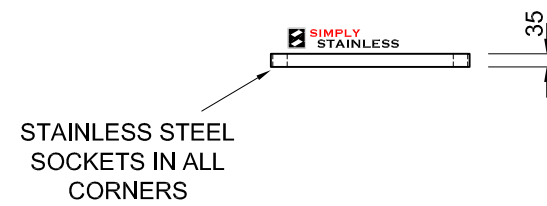


PLAN




FRONT ELEVATION



SIDE ELEVATION

21-US-7-0900

 SIMPLY STAINLESS <small>www.simplystainless.com Modular Sinks Tables and Shelving</small> <small>CI GROUP PTY LTD COPYRIGHT ©</small> <small>This drawing is the property of CI GROUP PTY LTD trading as SIMPLY STAINLESS, and it may not be copied, reproduced or modified in whole or in part, without prior written permission of CI GROUP PTY LTD.</small>
21-US-7-0900 UNDER SHELF

SCALE 1:20

CONSTRUCTION NOTES:

1. TOPS MADE FROM 1.2mm STAINLESS STEEL WITH STAINLESS STEEL SOCKETS AT CORNERS.