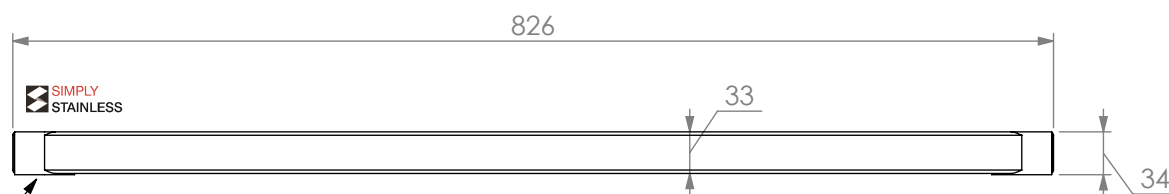
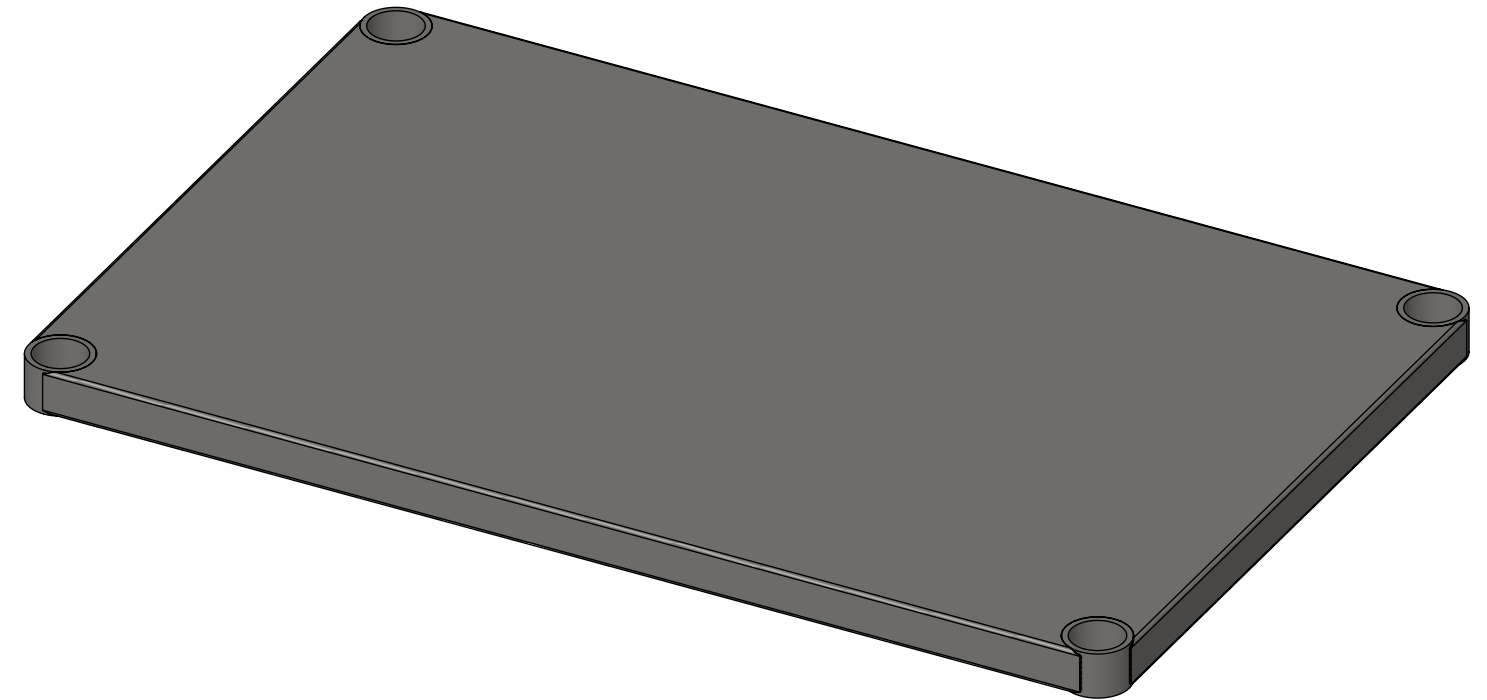
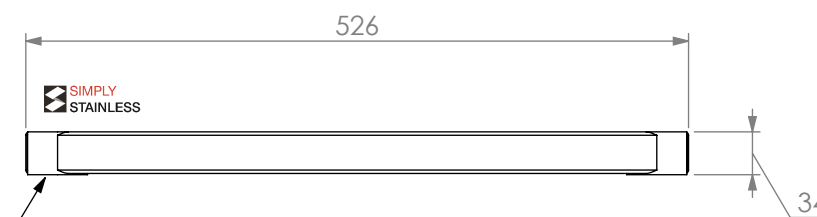


PLAN



FRONT ELEVATION

STAINLESS STEEL  
SOCKETS IN ALL  
CORNERS



SIDE ELEVATION

STAINLESS STEEL  
SOCKETS IN ALL  
CORNERS

**21-US-6-0900**



Modular Sinks, Tables & Shelving

COPYRIGHT © 2023

This drawing is the property of CI GROUP PTY LTD. Tradings as SIMPLY STAINLESS and It may not be copied, reproduced or modified in whole or in part without prior written permission of CI GROUP PTY LTD. SIMPLY STAINLESS reserves the right to change specification and design without notice.

**21-US-6-0900  
UNDESHELF**

SIZE: A3

SCALE : 1:6

CONSTRUCTION NOTES :

1. TOPS MADE FROM 1.2mm STAINLESS STEEL WITH STAINLESS STEEL SOCKETS AT CORNERS.

