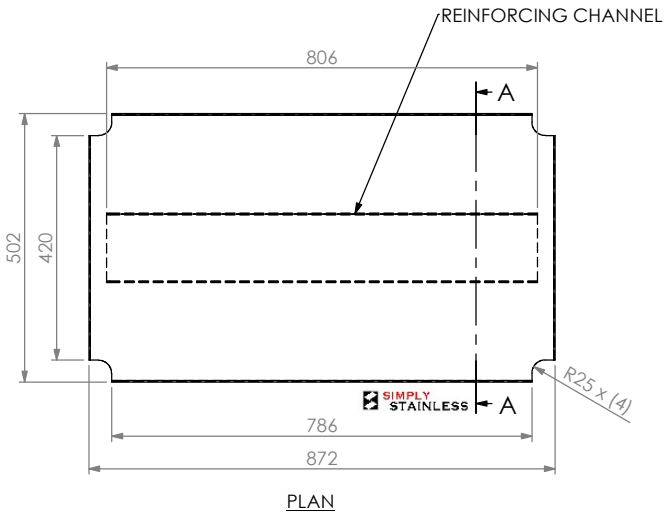
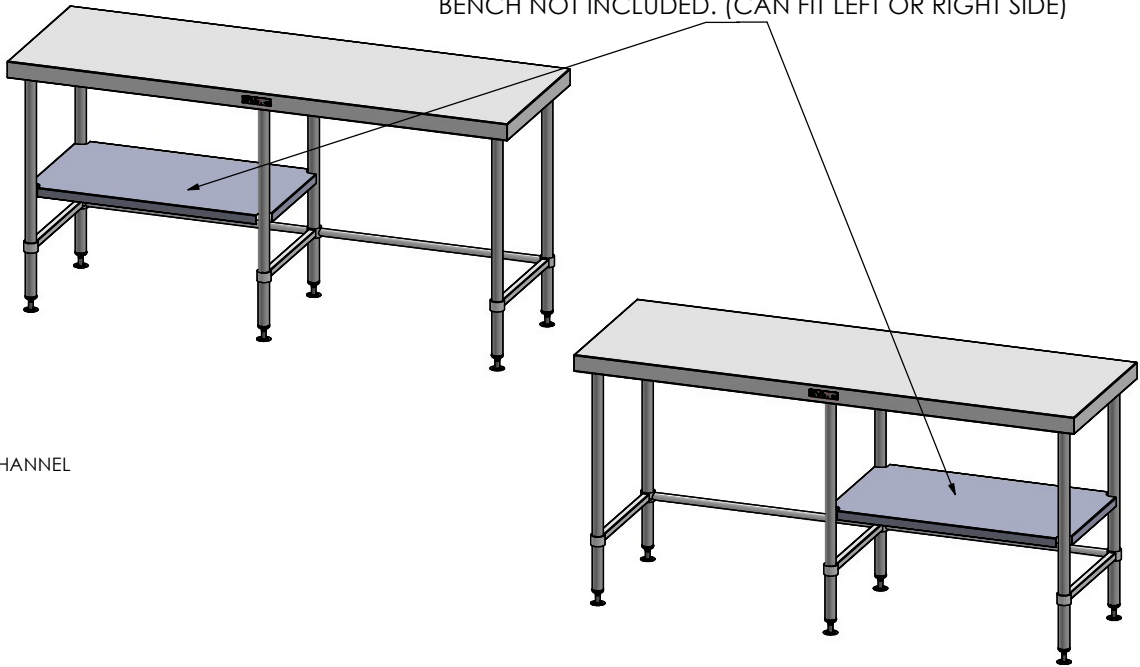
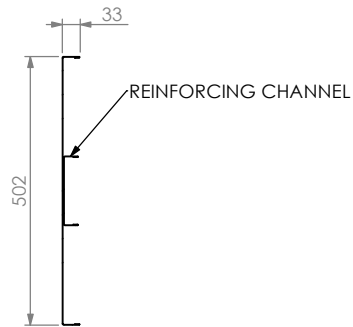


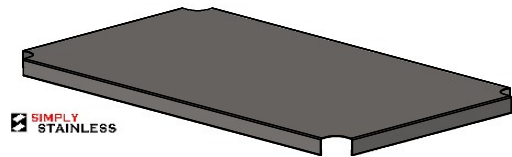
UNDERSHELF ASSEMBLY DETAILS.
BENCH NOT INCLUDED. (CAN FIT LEFT OR RIGHT SIDE)



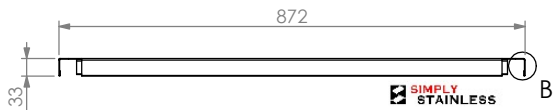
PLAN



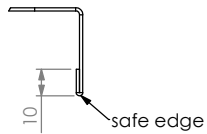
SECTION A-A



ISOMETRIC VIEW



FRONT VIEW



DETAIL B



REINFORCING CHANNEL
DETAILS

SIMPLY STAINLESS

www.simplystainless.com
Modular Sinks Tables and Shelving
COPYRIGHT © 2018

This drawing is the property of CI GROUP PTY LTD. Tradings as SIMPLY STAINLESS and It may not be copied, reproduced or modified in whole or in part without prior written permission of CI GROUP PTY LTD. SIMPLY STAINLESS reserves the right to change specification and design without notice.

**21-LBUS-6-1800
LEG BRACE UNDERSHELF**

SCALE: 1:10

CONSTRUCTION NOTES:

1. SHELF MADE FROM 1.2mm STAINLESS STEEL.

21-LBUS-6-1800
TO SUIT 1 SIDE OF 1800 LEG BRACE 600 SERIES