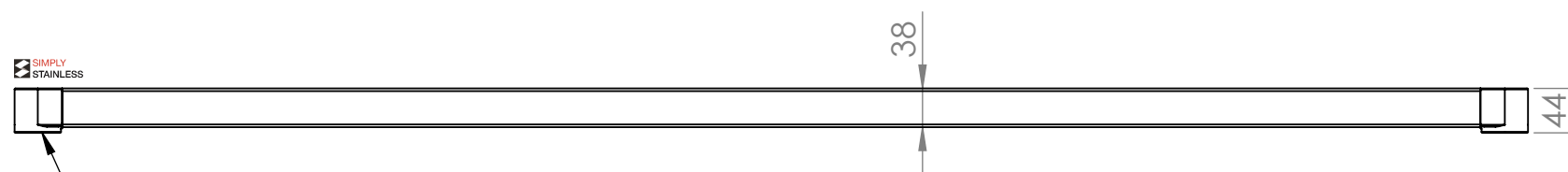
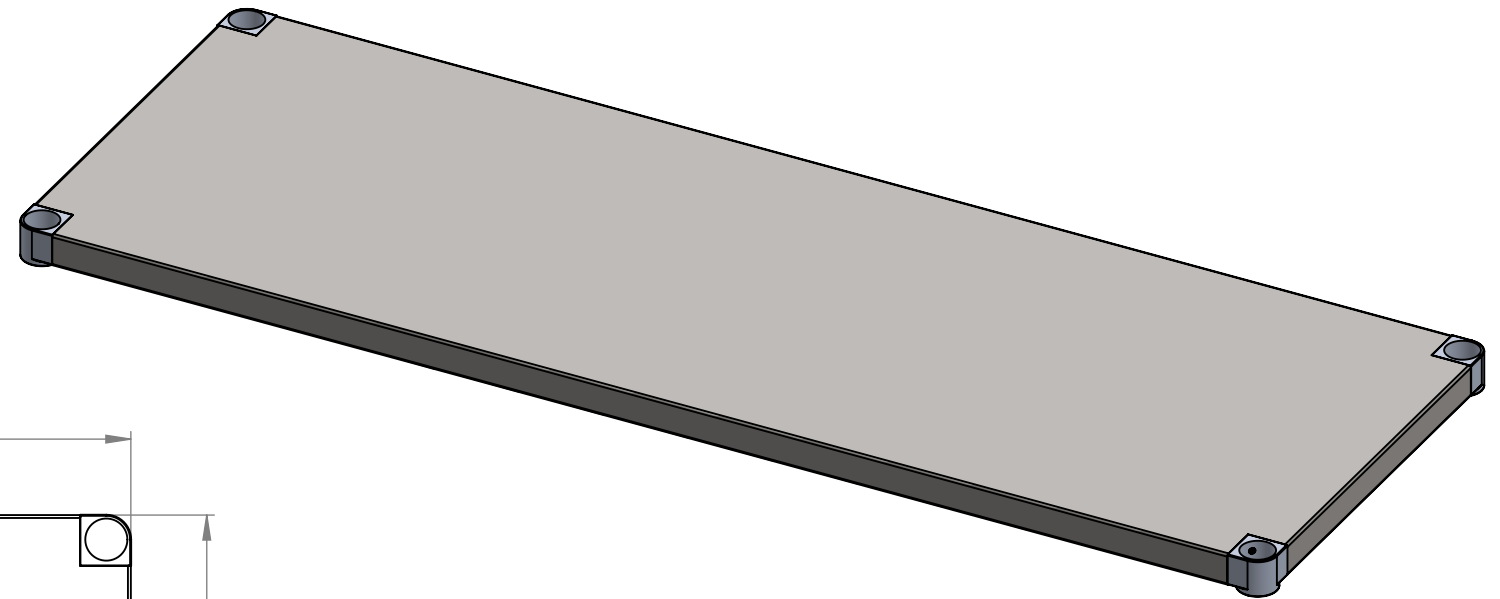


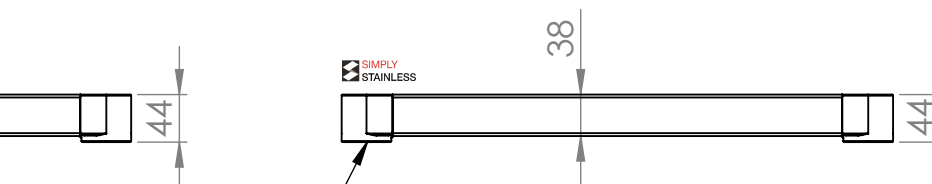


PLAN




CAST ALUMINUM SOCKETS
IN ALL CORNERS TO SUIT
STORAGE SHELF

FRONT ELEVATION



CAST ALUMINUM SOCKETS
IN ALL CORNERS TO SUIT
STORAGE SHELF

SIDE ELEVATION



Modular Sinks, Tables & Shelving
COPYRIGHT © 2022

This drawing is the property of CI GROUP PTY LTD.
Tradings as SIMPLY STAINLESS and It may not be
copied, reproduced or modified in whole or in part
without prior written permission of CI GROUP PTY
LTD. SIMPLY STAINLESS reserves the right to
change specification and design without notice.

25-SS-S-7-1500
SINGLE STORAGE SHELF

SIZE: A3

SCALE : 1:6

CONSTRUCTION NOTES :

1. CORNER BRACKET MADE FROM CAST ALUMINUM.
2. SHELF MADE FROM 1.2mm STAINLESS STEEL 2B FINNISH.

25-SS-S-17-1500