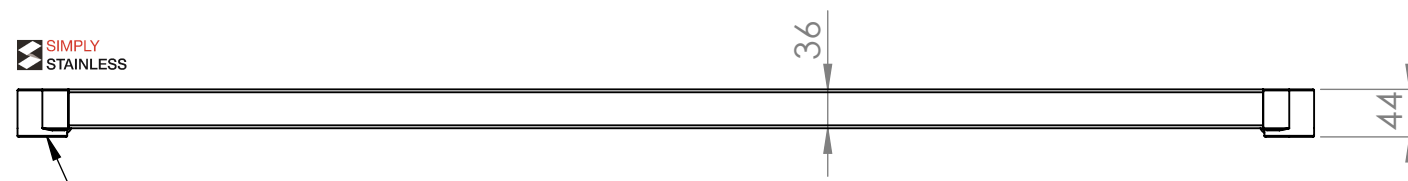
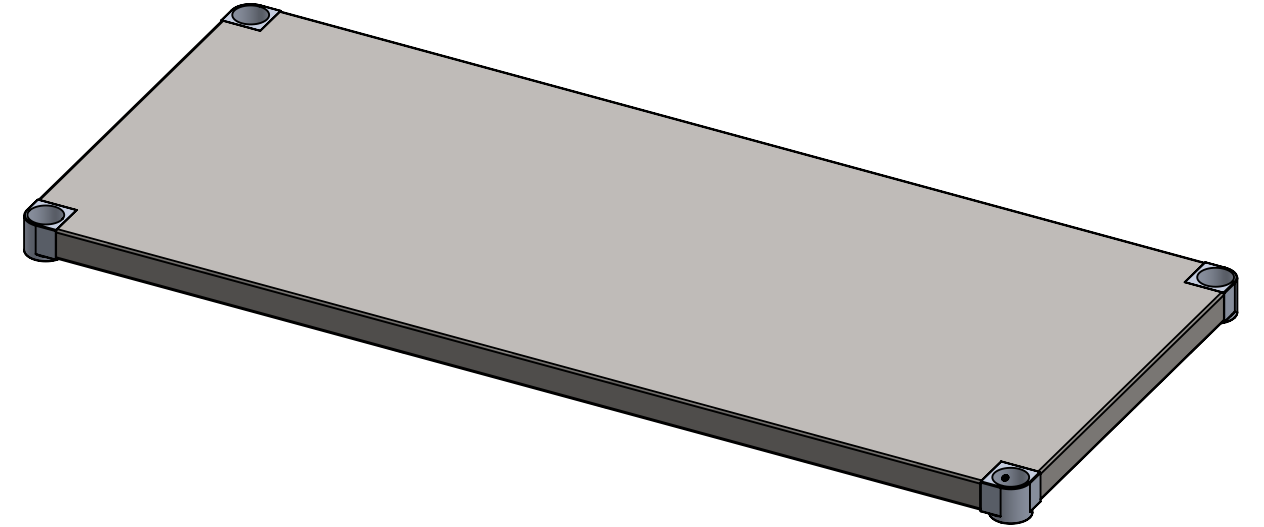
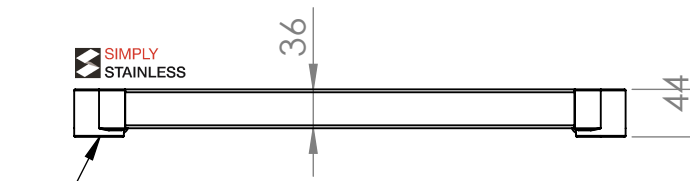


PLAN



FRONT ELEVATION



SIDE ELEVATION

25-SS-S-17-1200



Modular Sinks, Tables & Shelving
COPYRIGHT © 2022

This drawing is the property of CI GROUP PTY LTD. Tradings as SIMPLY STAINLESS and It may not be copied, reproduced or modified in whole or in part without prior written permission of CI GROUP PTY LTD. SIMPLY STAINLESS reserves the right to change specification and design without notice.

**25-SS-S-17-1200
SINGLE STORAGE SHELF**

SIZE: A3

SCALE : 1:6

CONSTRUCTION NOTES :

1. CORNER BRACKET MADE FROM CAST ALUMINUM.
2. SHELF MADE FROM 1.2mm STAINLESS STEEL 2B FINNISH.