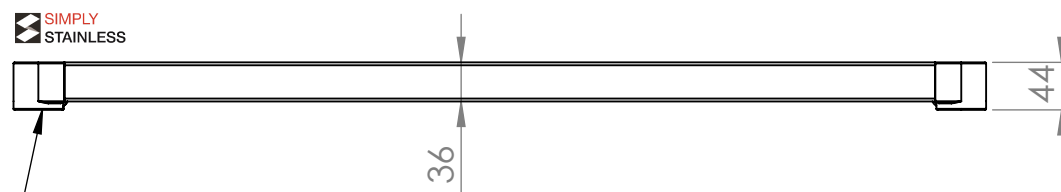
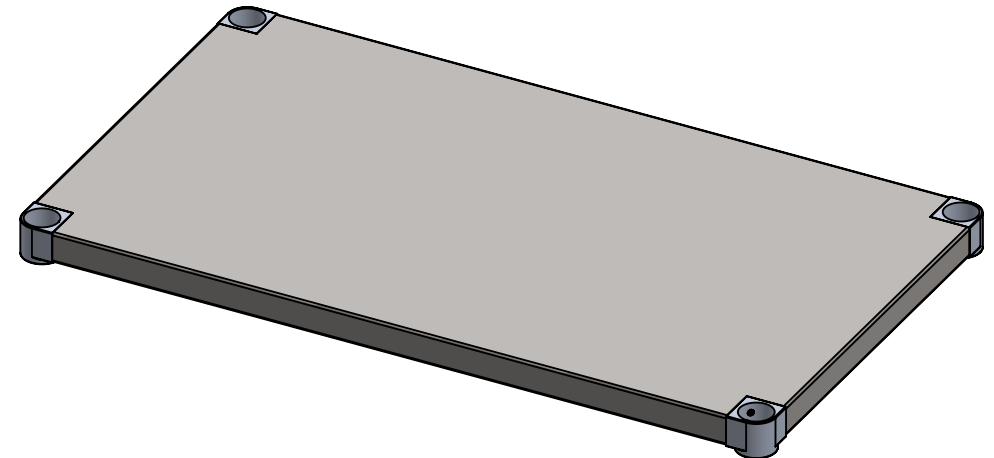
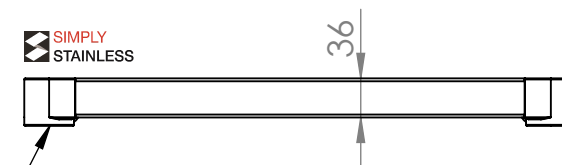


PLAN



FRONT ELEVATION



SIDE ELEVATION

CAST ALUMINUM SOCKETS
IN ALL CORNERS TO SUIT
SOTRAGE SHELF

CAST ALUMINUM SOCKETS
IN ALL CORNERS TO SUIT
SOTRAGE SHELF

25-SS-S-17-0900

**SIMPLY
STAINLESS**

Modular Sinks, Tables & Shelving

COPYRIGHT © 2022

This drawing is the property of CI GROUP PTY LTD.
Tradings as SIMPLY STAINLESS and It may not be
copied, reproduced or modified in whole or in part
without prior written permission of CI GROUP PTY
LTD. SIMPLY STAINLESS reserves the right to
change specification and design without notice.

**25-SS-S-17-0900
SINGLE STORAGE SHELF**

SIZE: A3

SCALE : 1:7

CONSTRUCTION NOTES :

1. CORNER BRACKET MADE FROM CAST ALUMINUM.
2. SHELF MADE FROM 1.2mm STAINLESS STEEL 2B FINNISH.