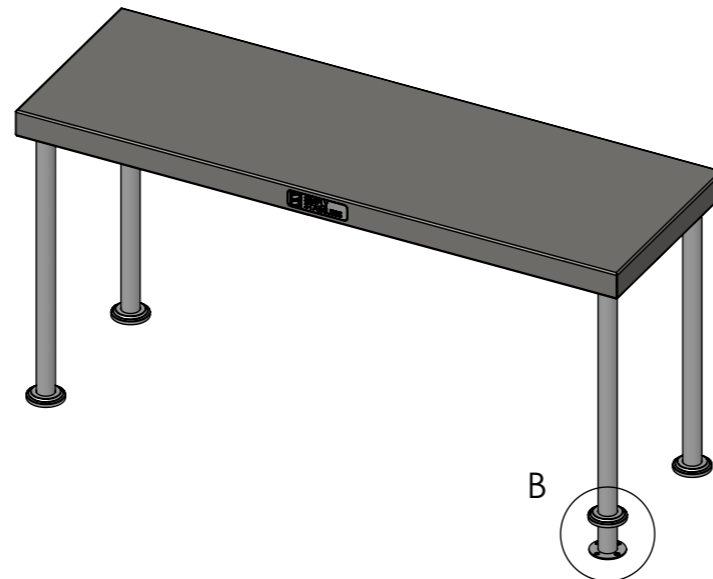


PLAN

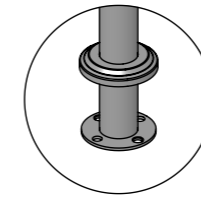


SECTION A-A

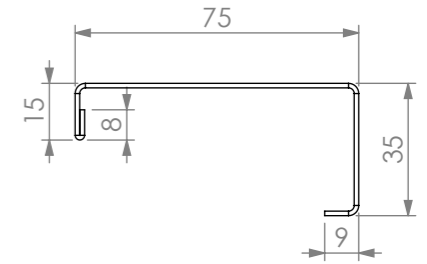
SOCKET 33mm x 35mm
 REINFORCING CHANNEL I
 TO PUT SOCKET
 REINFORCING CHANNEL II



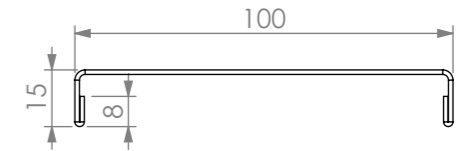
B



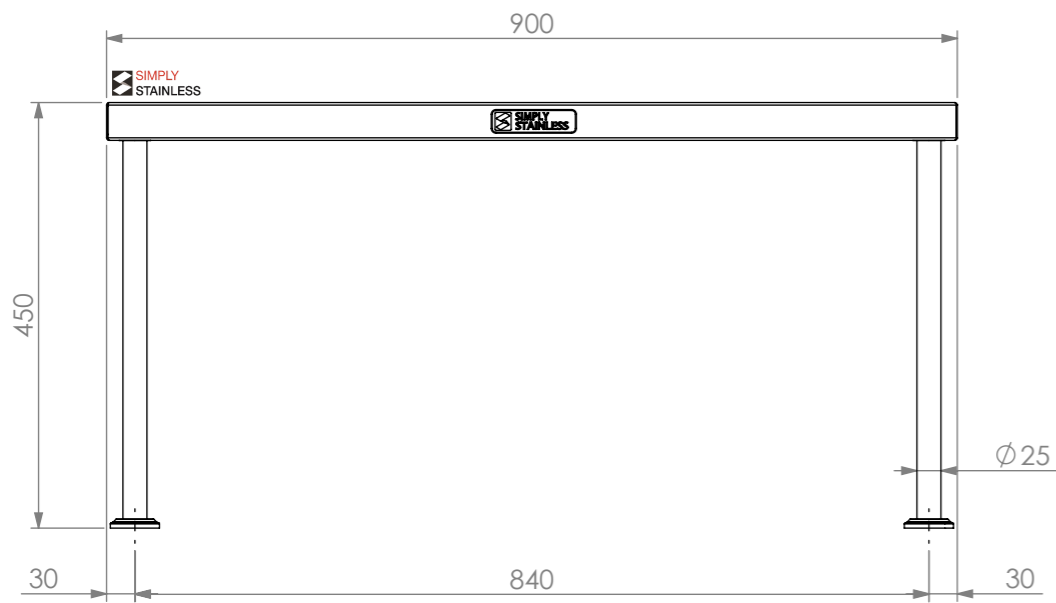
DETAIL B



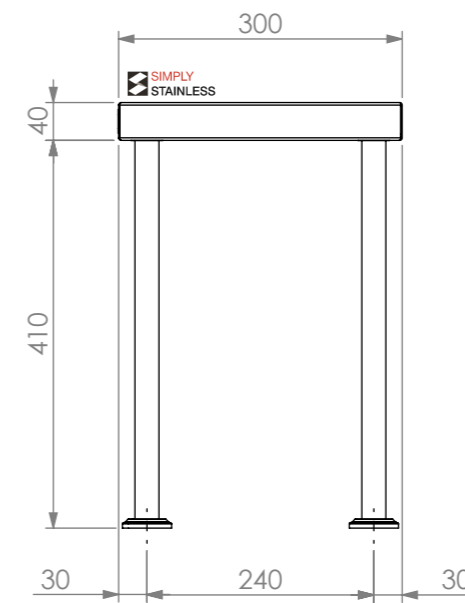
REINFORCING CHANNEL II
 DETAIL



REINFORCING CHANNEL I
 DETAIL



FRONT ELEVATION



SIDE ELEVATION

12-0900

SIMPLY STAINLESS
 Modular Sinks, Tables & Shelving
 COPYRIGHT © 2022
 This drawing is the property of CI GROUP PTY LTD. Tradings as SIMPLY STAINLESS and it may not be copied, reproduced or modified in whole or in part without prior written permission of CI GROUP PTY LTD. SIMPLY STAINLESS reserves the right to change specification and design without notice.

**12-0900
 SINGLE OVERSHELF**

SIZE: A3

SCALE : 1:8

CONSTRUCTION NOTES :

1. TOPS AND SIDE MADE FROM 1.2mm STAINLESS STEEL.
2. REINFORCING CHANNELS MADE FROM 1.2mm STAINLESS STEEL.
3. FRAME MADE FROM Ø25mm STAINLESS STEEL TUBE.
4. FEET ARE STAINLESS STEEL Ø48.5mm FLANGE WITH 4X 6mm HOLES WITH STAINLESS STEEL COVER.