
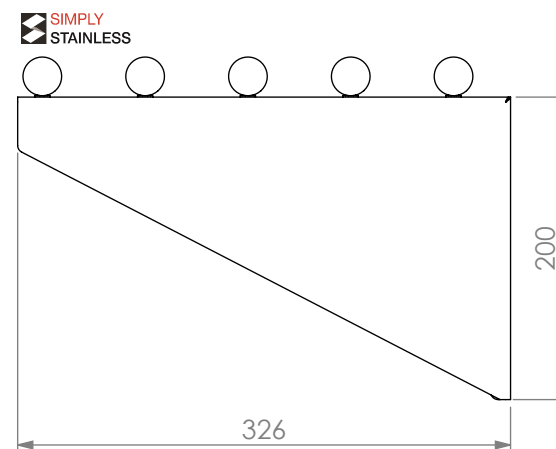



PLAN



FRONT ELEVATION



SIDE ELEVATION



Modular Sinks, Tables & Shelving  
COPYRIGHT © 2023

This drawing is the property of CI GROUP PTY LTD. Tradings as SIMPLY STAINLESS and It may not be copied, reproduced or modified in whole or in part without prior written permission of CI GROUP PTY LTD. SIMPLY STAINLESS reserves the right to change specification and design without notice.

**11-0900**  
**PIPE WALL SHELF**

SIZE: A3

SCALE : 1:5

CONSTRUCTION NOTES :

1. PIPE MADE FROM Ø25mm STAINLESS STEEL TUBE.
2. END CAPS AND BRACKETS MADE FROM STAINLESS STEEL.

**11-0900**

