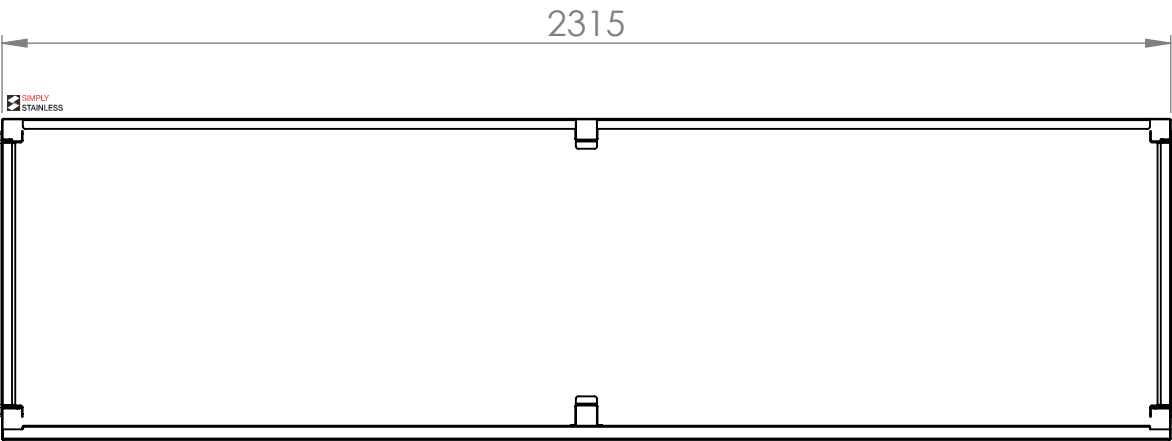
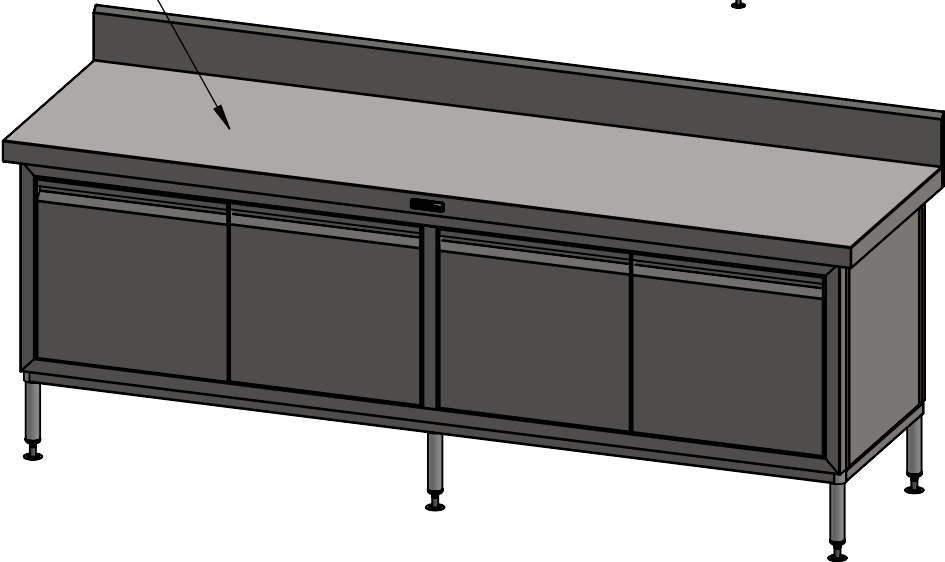
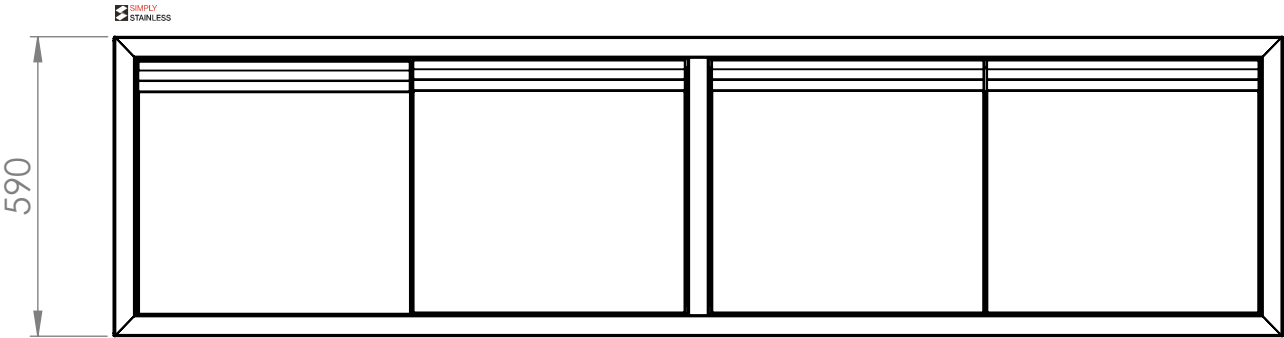



02-7-2400  
(not included, iillustration only)



PLAN



FRONT ELEVATION



SIDE ELEVATION



Modular Sinks, Tables & Shelving

COPYRIGHT © 2023

This drawing is the property of CI GROUP PTY LTD. Tradings as SIMPLY STAINLESS and It may not be copied, reproduced or modified in whole or in part without prior written permission of CI GROUP PTY LTD. SIMPLY STAINLESS reserves the right to change specification and design without notice.

**32-DPK-7-2400  
DOOR PANEL KIT**

SIZE: A3 SCALE : NTS

- CONSTRUCTION NOTES :
- 1. MADE FROM 1.2mm STAINLESS STEEL.
  - 2. TO SUIT 01,02,03,05 & 06 (2400L) 700 SERIES BENCHES.

**32-DPK-7-2400**

