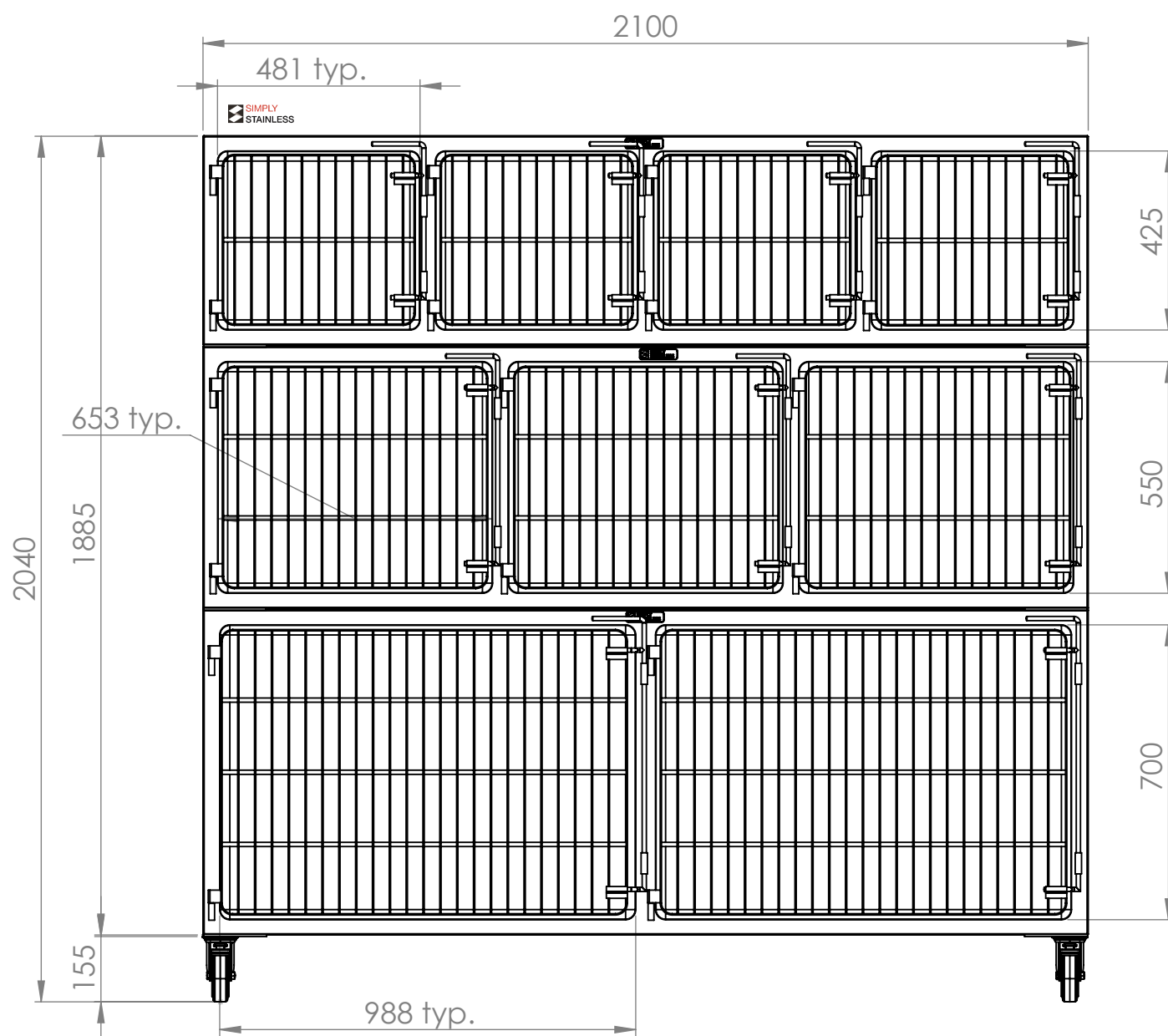
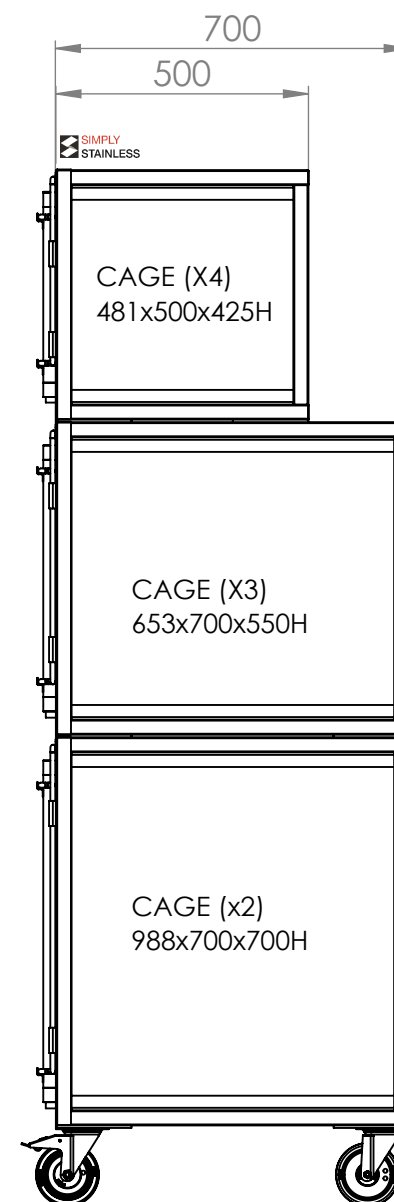


PLAN




FRONT ELEVATION

30-VET



SIDE ELEVATION



Modular Sinks, Tables & Shelving

COPYRIGHT © 2022

This drawing is the property of CI GROUP PTY LTD. Tradings as SIMPLY STAINLESS and It may not be copied, reproduced or modified in whole or in part without prior written permission of CI GROUP PTY LTD. SIMPLY STAINLESS reserves the right to change specification and design without notice.

**30-VET
VET CAGE**

SIZE: A3

SCALE : 1:15

CONSTRUCTION NOTES :

1. TOPS MADE FROM 1.2mm STAINLESS STEEL.
2. FRAME MADE FROM 30x30mm STAINLESS STEEL TUBE.
3. DOOR FRAME MADE FROM 25x3mm STAINLESS STEEL FLAT BAR WITH Ø10mm STAINLESS STEEL CONNECTION BAR.
4. FEET ARE Ø125mm PLATE MOUNT HEAVY DUTY CASTORS ALL SWIVEL 2x LOCKING & 2x NON-LOCKING.