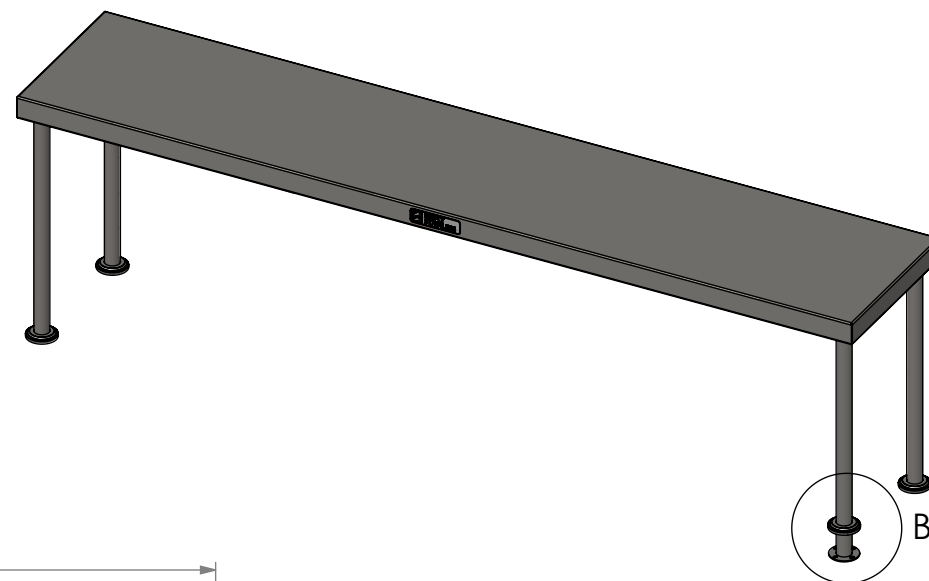
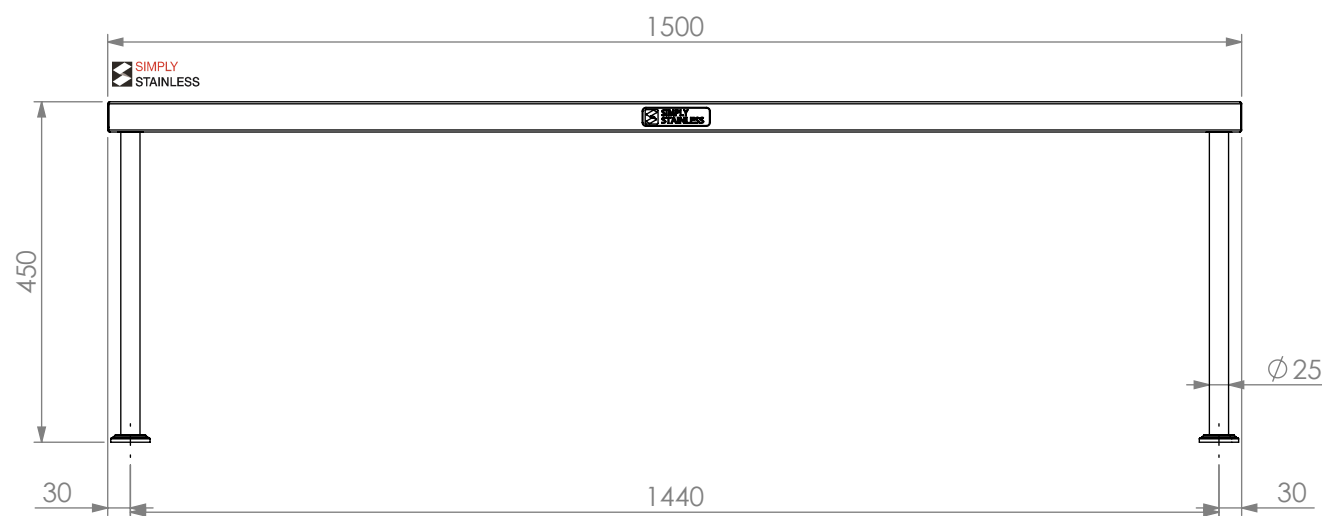


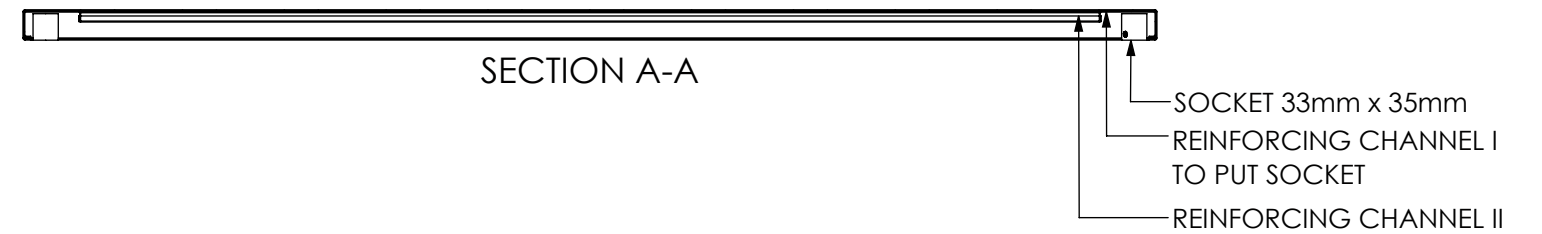
PLAN



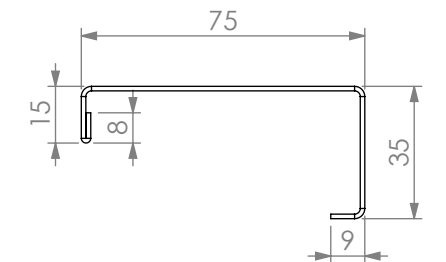
DETAIL B



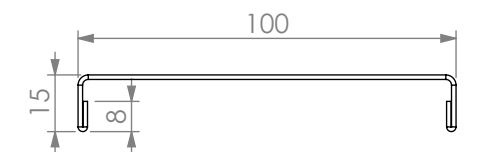
FRONT ELEVATION



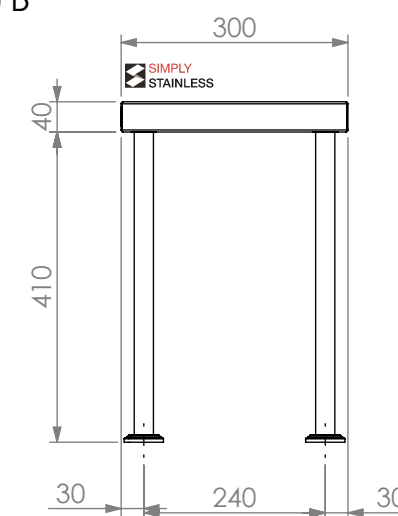
SECTION A-A



REINFORCING CHANNEL II  
DETAIL




REINFORCING CHANNEL I  
DETAIL



SIDE ELEVATION

**12-1500**



**SIMPLY STAINLESS**  
Modular Sinks, Tables & Shelving  
COPYRIGHT © 2023

This drawing is the property of CI GROUP PTY LTD. Tradings as SIMPLY STAINLESS and It may not be copied, reproduced or modified in whole or in part without prior written permission of CI GROUP PTY LTD. SIMPLY STAINLESS reserves the right to change specification and design without notice.

**12-1500  
SINGLE OVERSHELF**

SIZE: A3

SCALE : 1:10

**CONSTRUCTION NOTES :**

1. TOPS AND SIDE MADE FROM 1.2mm STAINLESS STEEL.
2. REINFORCING CHANNELS MADE FROM 1.2mm STAINLESS STEEL.
3. FRAME MADE FROM Ø25mm STAINLESS STEEL TUBE.
4. FEET ARE STAINLESS STEEL Ø48.5mm FLANGE WITH 4X 6mm HOLES WITH STAINLESS STEEL COVER.

