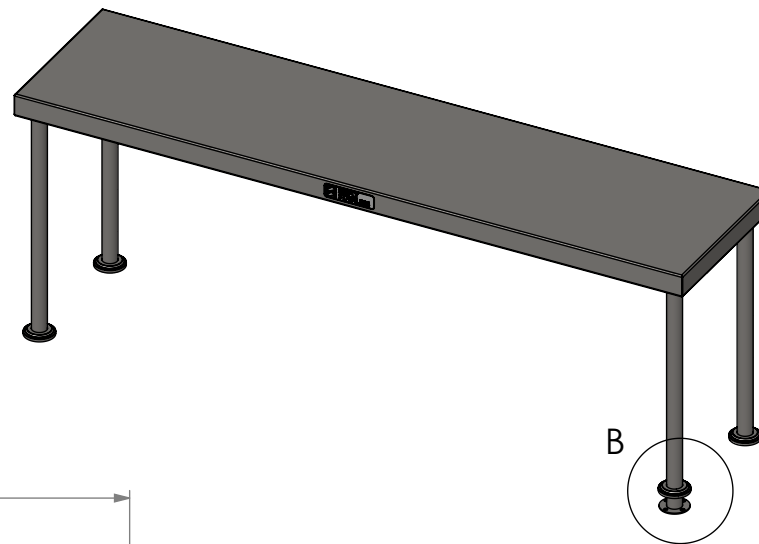
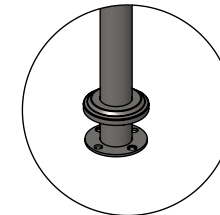
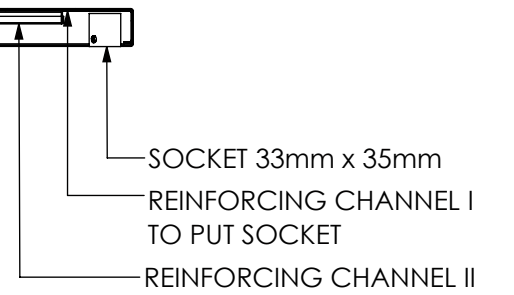


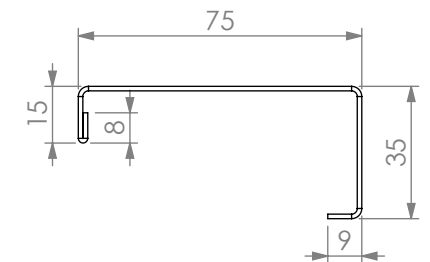
PLAN



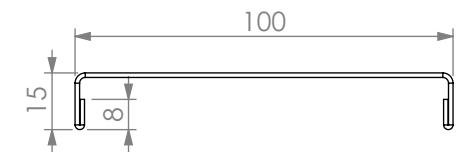
SECTION A-A



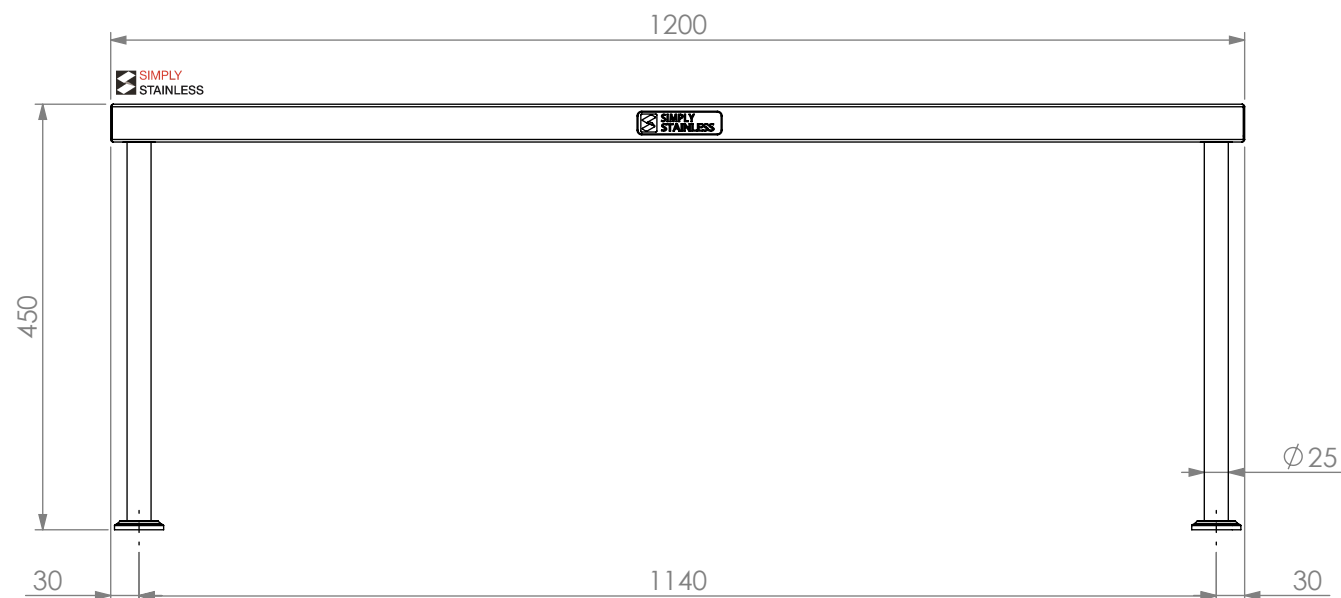
DETAIL B



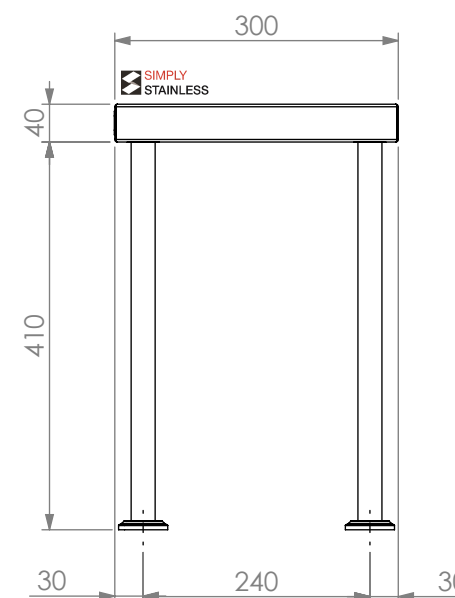
REINFORCING CHANNEL II
DETAIL



REINFORCING CHANNEL I
DETAIL




FRONT ELEVATION



SIDE ELEVATION

12-1200



Modular Sinks, Tables & Shelving
COPYRIGHT © 2023

This drawing is the property of CI GROUP PTY LTD. Tradings as SIMPLY STAINLESS and It may not be copied, reproduced or modified in whole or in part without prior written permission of CI GROUP PTY LTD. SIMPLY STAINLESS reserves the right to change specification and design without notice.

**12-1200
SINGLE OVERSHELF**

SIZE: A3

SCALE : 1:8

CONSTRUCTION NOTES :

1. TOPS AND SIDE MADE FROM 1.2mm STAINLESS STEEL.
2. REINFORCING CHANNELS MADE FROM 1.2mm STAINLESS STEEL.
3. FRAME MADE FROM Ø25mm STAINLESS STEEL TUBE.
4. FEET ARE STAINLESS STEEL Ø48.5mm FLANGE WITH 4X 6mm HOLES WITH STAINLESS STEEL COVER.

